

# If you're Happy and you Know it

---

## *If you're happy and you know it – guitar chords (n G)*

G     /     G     /     D(7)     /     D(7)

If you're happy and you know it, clap your hands. *Clap, Clap.*

/     D(7)     /     D(7)     /     G     /     G

If you're happy and you know it clap your hands. *Clap, Clap.*

/     C     /     C     /     G     /     G

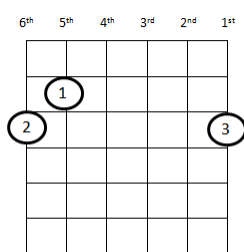
If you're happy and you know it, then you really ought to show it

/     D(7)     /     D(7)     /     G     /     G     /

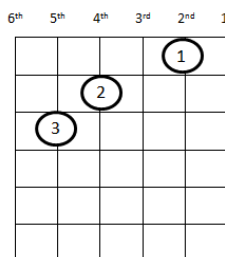
If you're happy and you know it clap your hands. *Clap, Clap.*

### **NOTES:**

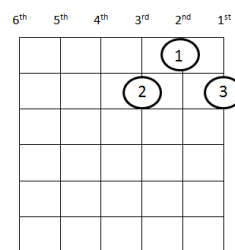
- This song is in 6/8 or 'march' time, which means a strong beat followed a weaker beat in each 'bar' or 'measure' – Count ' **1** – 2 – **1** – 2 ' as you play. (In fact, it is **1**-2-3-**4**-5-6 ... but you only really feel the 1 and 4!)
- The chord name is placed on the first beat each time, followed by a stroke to indicate your strum. (The chord names and strums have been carefully placed above the appropriate syllables in the song.)
- To start the song, strum the 'G' chord and then pluck the 4<sup>th</sup> (open D) string to get your starting note, and then the 3<sup>rd</sup> (open G) string for 'happy'.



'G' Chord



'C' Chord



'D7' Chord